


# Clay Slab Sun

A slab is a flat piece of clay. I use a firm, gentle touch, as I work with clay.




1) I roll a sphere (ball) of clay.





2) I flatten the sphere to make a thick, round pancake shape.



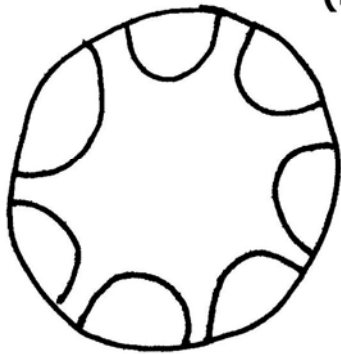

3) I shape my sun. I know a variety of (many different) ways to form my sun relief sculpture.



I can make the rays of the sun using my thumb. I can pinch a design all the way around the circumference (outside edge) of the circle.

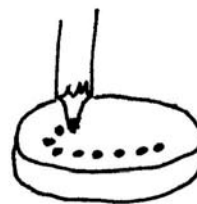


I can cut shapes from the clay in a radial pattern. I can save the cut pieces to add features (nose, eyebrows, eyes, etc.) to my sun sculpture.



4) I smooth my clay before I add details or designs.

I can keep the circle contour and simply use the available tools to draw or press a design into the clay.



Which clay sculpture techniques am I using?

Clay Creations ♥ Copyright © All Rights reserved ♥ M.C.Gillis

This may be copied for personal use & sharing, not for commercial use.

Contact artist, [mo@expandingheart.com](mailto:mo@expandingheart.com), to give feedback or negotiate commercial & non-profit agreements.

More downloads at [www.expandingheart.com](http://www.expandingheart.com) & [www.awesomeartists.com](http://www.awesomeartists.com)