



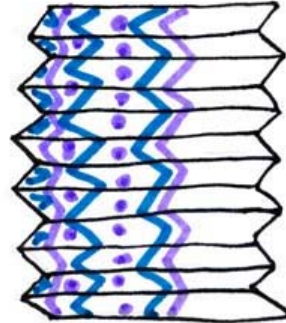

Decorative Fan

* It is not necessary to decorate bottom part of the paper. It will be hidden once stapled.


1. Decorate paper.



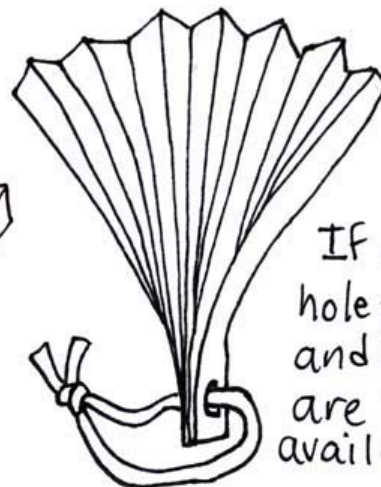
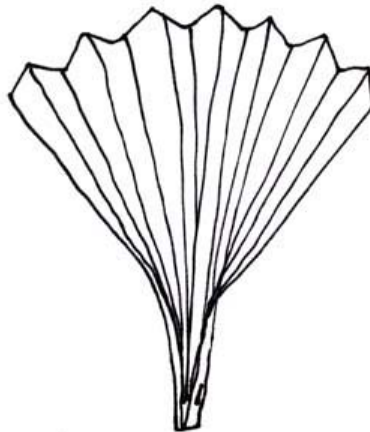
2. Fold fan fold style.



3. Staple bottom together.



4. Open. It's ready to use.



If a hole puncher and yarn are available, I can punch a hole and add a bit of yarn.